

User Guide

操作指南

开始阅读 Reading



Mini Program vs Poster Course Comparison

对照



COURSE CODE 课程代码	AGE 年龄	DATE 日期	DAY 日子	TIME 时间	FEE/Class* (CNY) 价格/班	
ISNSSF01	3-4 yrs old			8:30-9:15am	206	185
ISNSSF02	5-7 yrs old	Jun 22-26, 29-30 Jul 1-3, 6-10, 13-17, 20-24	Mon to Fri	9:15-10:15am	244	220
ISNSSF03	8-10 yrs old			10:15-11:30am	278	250
ISNSSF04	7-11 yrs old <small>Elite Training 精英训练</small>			4-5:15pm	278	250



注册 会员

Registered Member

1 扫描【小程序二维码】
Scan the [Mini Program QR Code]

2 进入【我的】
Enter [mine]

3 授权登录
Authorized login

4 同意(隐私保护指引)
Agree (Privacy Protection Guidelines)

5 选择登录手机号
Select login phone number

1

扫描【小程序二维码】

Scan the [Mini Program QR Code]



2

进入【我的】

Enter [mine]



3

授权登录

Authorized login



4

同意(隐私保护指引)

Agree (Privacy Protection Guidelines)



5

选择登录手机号

Select login phone number



报名 步骤

➤ Sign-up Process

1 扫码进入

Scan to enter

2 选择学校

Select School

3 选择课程

Select Course

4 报名

Register Now

5 选择班级与课时

Select class and class period

6 申请测试

Test Application

7 提交

submit

8 完成缴费

Complete Payment

1

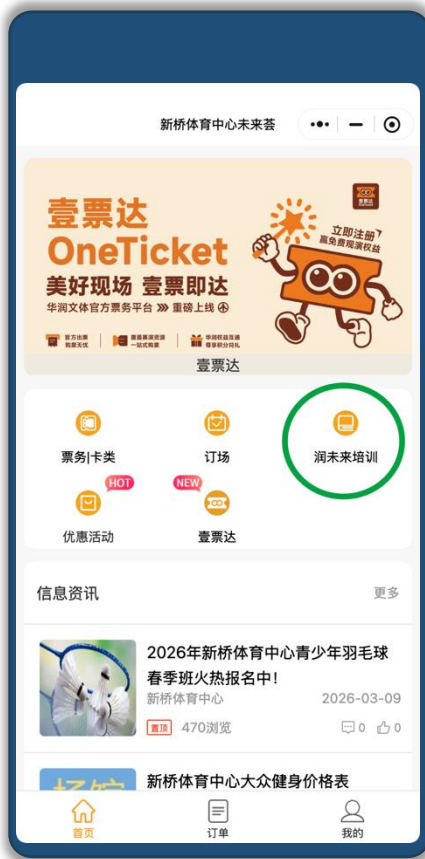
扫描【小程序二维码】

Scan the [Mini Program QR Code]



进入【润未来培训】

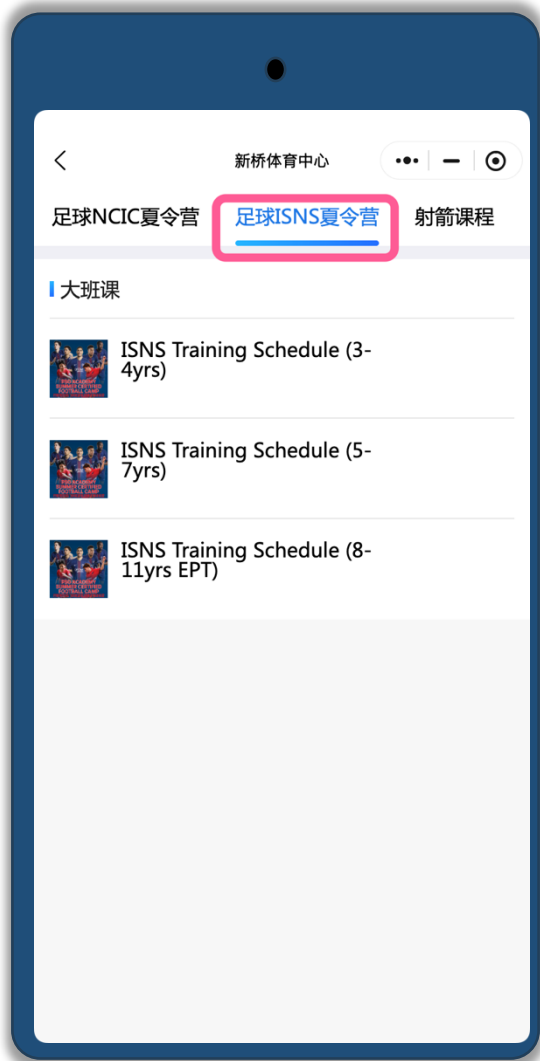
Enter [Run Future Training]



进入【课程报名】

Enter [Course Registration]





2 选择学校

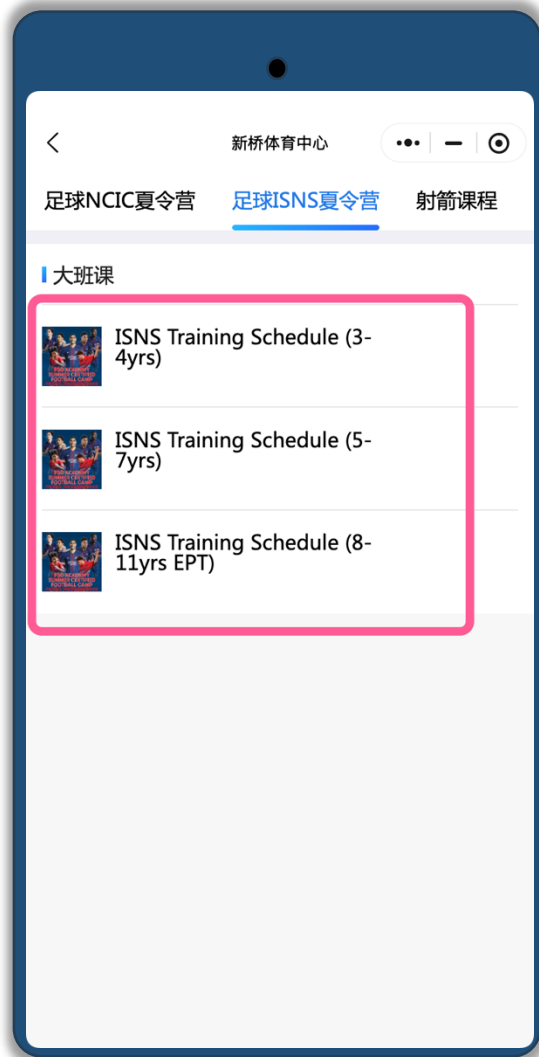
Select School

点击顶部分类标签：

选择“足球 ISNS 夏令营”

Click the top category tab:

Choose "Football ISNS Summer Camp"



3 选择课程

Select Course

➤ 在“大班课”列表中，点击您想报名的课程，进入课程详情页。

➤ In the " Group Class " list, click on the course you wish to enroll in to enter the course details page.



4 报名（阅读并确认报名须知）

Register (Read and Confirm Registration Guidelines)

➤ 在详情页底部，仔细阅读《报名须知》

1.确认无误后勾选“我已阅读并同意”

2.点击页面底部的“立即报名”

➤ At the bottom of the details page, carefully read the "Registration Guidelines".

1.After confirming that everything is correct, check the box for "I have read and agree".

2.Click the "Register Now" button at the bottom of the page.



5 选择班级与课时

Select class and class period

➤ 进入“课程报名”弹窗后，进行3项选择：

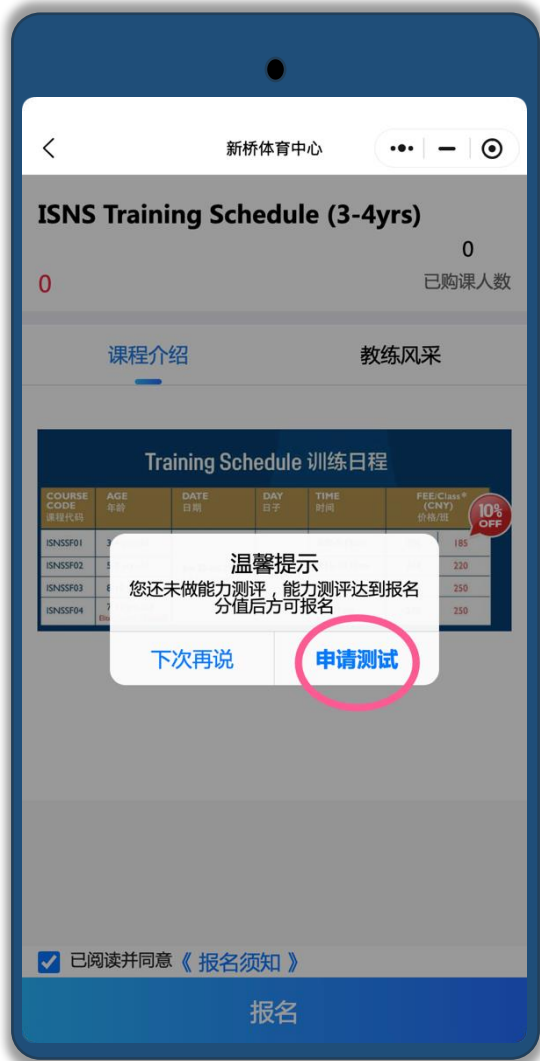
- 1.选择学员：确认或切换要报名的学员账号
- 2.选择班级：点击选择具体的班级
- 3.选择课时：根据您的需求选择购买的节数（如 1 节）

➤ 付款：选好后，页面右下角会显示应付金额（如 ¥185.00）

➤ After entering the "Course Registration" pop-up, make 3 selections:

- 1.Select Student: Confirm or switch to the student account you want to register.
- 2.Select Class: Click to choose the specific class
- 3.Select Sessions: Choose the number of sessions you wish to purchase based on your needs (e.g., 1 session).

➤ Payment: After making your selections, the total amount due will be displayed at the bottom right of the page (e.g.,¥1850.00).



6 申请测试

Test Application

- 在付款页面点击“申请测试”，进入信息填写页。
- On the payment page, click "Apply for Test" to proceed to the information entry page.

The screenshot shows a mobile application interface for an assessment application. At the top, there is a header with a back arrow, the text '新桥体育中心' (Xinqiao Sports Center), and a menu icon. Below the header, the text '测试账号[1003017200005947]' (Test Account [1003017200005947]) is displayed. The main content area is titled 'ISNS报名' (ISNS Registration) and contains several input fields: '所在学校 ISNS' (School), '学员姓名 (中文) 测试' (Student Name (Chinese) Test), '学员姓名 (英文) test' (Student Name (English) test), '性别 男 女 ' (Gender Male Female) with the male option selected, '年龄 10' (Age 10), '学校班级 ISNSSFO1' (School Class ISNSSFO1), and '参训日期 7月18日' (Training Date July 18th). At the bottom of the form, there is a blue button labeled '申请' (Apply).

7

填写并提交测评申请

Fill out and submit the assessment application

- 在测评申请表中，准确填写学员的学校、姓名、性别、年龄等信息，确认无误后点击底部的“申请”按钮完成提交。
- In the assessment application form, accurately fill in the student's name, gender, age, and other required information. After confirming that all details are correct, click the "Apply" button at the bottom to complete the submission.

8 完成缴费

Complete Payment

- 测试申请提交后，将由后台客服进行审核。
- 审核确认无误后，报名学员的家长会上收到包含付款指引的短信通知。
- 请根据短信提示，重新进入小程序，在相应的课程页面完成费用支付，即报名成功。
- After the test application is submitted, it will be reviewed by the back-end customer service.
- After the review and confirmation, the parents of the enrolled students will receive a text message notification containing payment instructions.
- Please re-enter the mini-program according to the SMS prompt and complete the payment on the corresponding course order page to successfully register.

Thank you for reading

谢谢阅读